

# 03 Talking about yourself

It's useful to know how to say your age and where you come from. You can use the verb "to be" to talk about these topics.

⚙️ **New language** "To be" with ages and nationalities

Aa **Vocabulary** Numbers and nationalities

🧩 **New skill** Talking about yourself

## 3.1 KEY LANGUAGE SAYING YOUR AGE

Use the verb "to be" to talk about your age.



How old are you?



I am 25 years old.

The verb "to be" changes with the subject.



## 3.2 FURTHER EXAMPLES SAYING YOUR AGE

Ruby is seven years old.



Izzy and Chloe are 13.



I'm 44 today.



My grandma is 92 years old.



## 3.3 HOW TO FORM SAYING YOUR AGE

SUBJECT	"TO BE"	AGE
I	am	25 years old.
You	are	
He / She / It	is	
We / They	are	

These are pronouns. They are the subjects of these sentences.

The verb changes with the subject.

The number can be followed by "years old."

### 3.4 VOCABULARY NUMBERS

1

one

2

two

3

three

4

four

5

five

6

six

7

seven

8

eight

9

nine

10

ten

11

eleven

12

twelve

13

thirteen

14

fourteen

15

fifteen

16

sixteen

17

seventeen

18

eighteen

19

nineteen

20

twenty

21

twenty-one

22

twenty-two

30

thirty

40

forty

50

fifty

60

sixty

70

seventy

80

eighty

90

ninety

100

one hundred



Aa

### 3.5 WRITE THE NUMBERS AS WORDS

3 = three

① 11 = \_\_\_\_\_

② 17 = \_\_\_\_\_

③ 34 = \_\_\_\_\_

④ 59 = \_\_\_\_\_

⑤ 85 = \_\_\_\_\_



### 3.6 FILL IN THE GAPS WITH THE CORRECT FORMS OF "TO BE"

Michael is 32 years old.

① Theo \_\_\_\_\_ 45 years old.

② Madison \_\_\_\_\_ 27 years old.

③ Jeremy and Tanya \_\_\_\_\_ 90 years old.

④ We \_\_\_\_\_ 29 years old.

⑤ I \_\_\_\_\_ 34 years old.



### 3.7 PRONUNCIATION SIMILAR SOUNDING NUMBERS

It is important to stress the correct syllable in these numbers.

13 <b>Thir<u>teen</u></b>	30 <b>Thir<u>ty</u></b>
14 <b>Four<u>teen</u></b>	40 <b>For<u>ty</u></b>
15 <b>Fif<u>teen</u></b>	50 <b>Fif<u>ty</u></b>
16 <b>Six<u>teen</u></b>	60 <b>Six<u>ty</u></b>
17 <b>Sev<u>enteen</u></b>	70 <b>Sev<u>enty</u></b>
18 <b>Eigh<u>teen</u></b>	80 <b>Eigh<u>ty</u></b>
19 <b>Nin<u>eteen</u></b>	90 <b>Nin<u>ety</u></b>



### 3.8 LISTEN TO THE AUDIO AND MARK THE CORRECT AGES

Tamar	15 <input type="checkbox"/>	50 <input checked="" type="checkbox"/>
1 Bobby	14 <input type="checkbox"/>	40 <input type="checkbox"/>
2 Carl	13 <input type="checkbox"/>	30 <input type="checkbox"/>
3 Lia	19 <input type="checkbox"/>	90 <input type="checkbox"/>
4 Sam	16 <input type="checkbox"/>	60 <input type="checkbox"/>
5 Molly	18 <input type="checkbox"/>	80 <input type="checkbox"/>
6 Justin	17 <input type="checkbox"/>	70 <input type="checkbox"/>
7 Ada	13 <input type="checkbox"/>	30 <input type="checkbox"/>

### 3.9 KEY LANGUAGE SAYING WHERE YOU'RE FROM

There are different ways of saying where you are from.

"Where" is the question word for place.

Remember, "to be" changes with the subject.

Where are you from?



I am from Spain.



This describes the country that you belong to.

What nationality are you?



You use an adjective to talk about nationality.

I'm Spanish.



### 3.10 FURTHER EXAMPLES SAYING WHERE YOU'RE FROM

I am Dutch.



We are Italian.



I'm from Switzerland.



### 3.11 HOW TO FORM SAYING WHERE YOU'RE FROM





You use the noun  
after "from."





Here you use  
the adjective.

### Aa 3.12 MATCH EACH FLAG TO ITS COUNTRY

1  Japan

2  UK

3  France

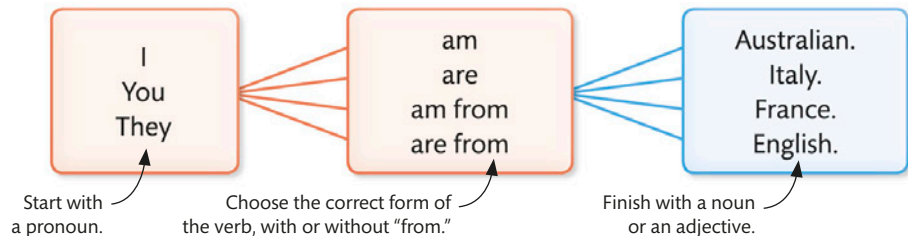
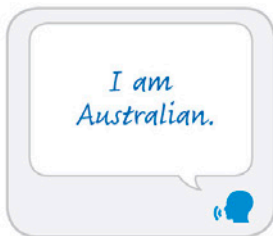
4  US

### 3.13 WRITE THE NATIONALITY FOR EACH COUNTRY

Italy	=	<u>Italian</u>
1 Spain	=	_____
2 Germany	=	_____
3 Canada	=	_____
4 America	=	_____
5 Australia	=	_____
6 China	=	_____



### 3.14 USE THE CHART TO CREATE 12 CORRECT SENTENCES AND SAY THEM OUT LOUD



### 03 CHECKLIST

-  "To be" with ages and nationalities ☐
 Numbers and nationalities ☐
 Talking about yourself ☐